



Cornell University
Library

MyBibliography and SciENcv for NIH Public Access Policy Compliance

SARAH YOUNG, MANN LIBRARY, SY493@CORNELL.EDU

ERIN ELDERMIRE, VETERINARY LIBRARY, ERB29@CORNELL.EDU

Today's presentation

Setting up your MyNCBI Account

Using MyBibliography to track compliance

Using SciENcv to create an NIH Biosketch

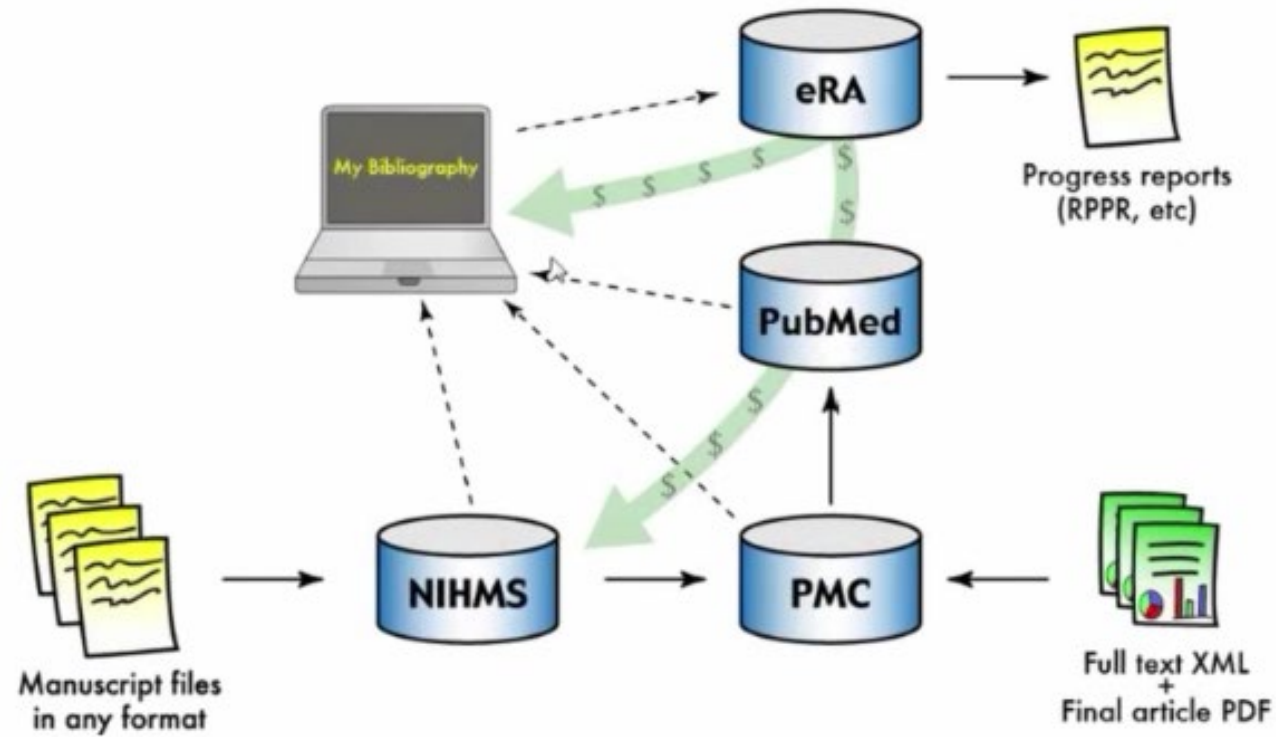
Getting help and other resources

Why use MyNCBI tools?

“As of July 23, 2010, PD/PIs will be unable to enter citations manually into eRA Commons and must use My NCBI’s My Bibliography tool to manage their professional bibliographies.”



Why use MyNCBI tools?



Why use MyNCBI tools?

Collect citations into your personal account

Properly formats citations for reporting

Automatically updates citations with PMCID

Ships citation to eRA Commons for progress reporting


Setting up your MyNCBI account

Create an account using your eRA Commons credentials

or

Link an existing account to eRA Commons

<http://www.ncbi.nlm.nih.gov/>

 NIH Public Access Compliance: Complete. PMCID: [PMC3755124](#)

NIH Funding:

R01 CA126642 - Probing Tumor Microenvironment Using Nanotechnology


[Add or delete award](#)

 NIH Public Access Compliance: In process at NIHMS. [\[Edit Status\]](#) NIHMS ID: [NIHMS9543](#)


NIH Funding:

R01 CA085140-06 - Integrative Biology of Tumor Metastasis 

[Add or delete award](#)

 NIH Public Access Compliance: Non-compliant. No PMCID 3 months post publication. [\[Edit Status\]](#)

Funding: No funding has been associated with this citation. [Add award](#)

 NIH Public Access Compliance: [Edit Status](#)

Funding: No funding has been associated with this citation. [Add award](#)

How items are added to MyBibliography

Import citations directly from PubMed

NIHMS submission linked to your grant will be automatically added and then automatically linked to PubMed record when available

Other authors can add citations if they link to your award

Manual entry for non-PubMed citations

How citations are linked to awards

Via NIHMS, upon submission

Using MyBibliography and Add Award feature

SciENcv and the NIH Biosketch

SciENcv creates Biosketch that meets NIH specifications

New Biosketch format required as of May 2015

Citations from My Bibliography feed into SciENcv

<http://www.ncbi.nlm.nih.gov/>

SciENcv Selecting Awards

Award data feeds

eRA User

Select: [All](#) [None](#) 2 item(s) selected unchecked entries are hidden from display

<input checked="" type="checkbox"/>	R01 EB006521- 05, National Institute of Biomedical Imaging and Bioengineering (NIBIB) LAKOWICZ, Joseph R. (PI) Plasmon-Controlled Fluorescence and Cardiac Markers Role: PI	2006/06/01-2016/07/31
<input type="checkbox"/>	R01 EB006521- 04A1, National Institute of Biomedical Imaging and Bioengineering (NIBIB) LAKOWICZ, Joseph R. (PI) Plasmon-Controlled Fluorescence and Cardiac Markers Role: PI	2006/06/01-2016/07/31
<input checked="" type="checkbox"/>	R21 HG005090- 03, National Human Genome Research Institute (NHGRI) LAKOWICZ, Joseph R. (PI) DNA Sequencing Using Intrinsic Base Fluorescence Role: PI	2009/09/01-2013/06/30
<input type="checkbox"/>	R01 HG002655- 09, National Human Genome Research Institute (NHGRI) LAKOWICZ, Joseph R. (PI) Metallic Surfaces and Particles in DNA Analysis Role: PI	2003/06/27-2013/06/30
<input type="checkbox"/>	R01 HG002655- 08, National Human Genome Research Institute (NHGRI) LAKOWICZ, Joseph R. (PI) Metallic Surfaces and Particles in DNA Analysis Role: PI	2003/06/27-2013/06/30
<input type="checkbox"/>	R01 HG002655- 07, National Human Genome Research Institute (NHGRI) LAKOWICZ, Joseph R. (PI) Metallic Surfaces and Particles in DNA Analysis Role: PI	2003/06/27-2013/06/30
<input type="checkbox"/>	RC1 GM091081- 02, National Institute of General Medical Sciences (NIGMS) LAKOWICZ, Joseph R. (PI) Sub-Wavelength Imaging of Intracellular Metal Ions	2009/09/30-2012/08/31

Show/hide pick list

SciENCv Biosketch options

From scratch:



Start with a blank biosketch

From an external source:



Some portions are auto-populated with data from an external profile

From an existing biosketch:



Duplicates an existing biosketch for you to use as a starting point

Update old NIH Biosketch

SciENCv Biosketches

Last Update	Name	Type	Sharing
29-May-2015	April application	Old NIH Biosketch	Private
27-May-2015	April application - New	NIH Biosketch	Private

Sharing: Private [[Change](#)]

WARNING

As of May 25, 2015, this biosketch format is no longer accepted by NIH.
SciENCv can upgrade this biosketch to the current version accepted by NIH.
Note: you will need to fill out additional details in the new NIH biosketch format.

Upgrade this biosketch
to the current NIH format

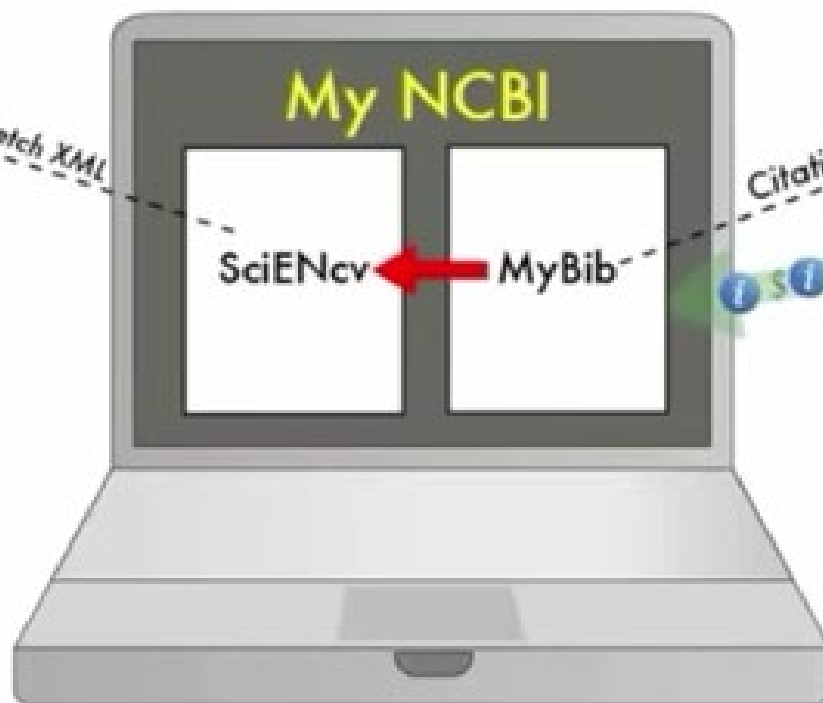
NAME [[Edit](#)]

Grant applications




Biosketch generation

Profile/Biosketch XML



Grant compliance/reporting



Section C.1 of the RPPR

Citations XML



Continuing support @ Cornell

Public Access Policy Support Page:

<http://blogs.cornell.edu/publicaccesshelp/>

NIH Policy Training:


<https://www.youtube.com/user/NIHgrants/videos/>

Email us:

publicaccesshelp@cornell.edu

Email NCBI with specific MyNCBI account questions:

info@ncbi.nlm.nih.gov





Thank you!

Image credits

Calendar* by Dafne Cholet, via Flickr.com

<https://flic.kr/p/9bUbH3>

Question Mark Block by Jared Cherup, via Flickr.com

<https://flic.kr/p/fhRZKU>

Scientists: Are we producing too many? by Mars Discovery District, via Flickr.com

<https://flic.kr/p/5xX6Tb>

Stack 'em high by Antony Theobald, via Flickr.com

<https://flic.kr/p/6WW7E2>

All images licensed under Creative Commons (CC BY-NC-SA 2.0)